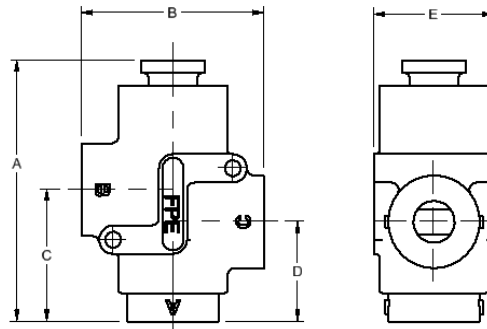


Model 0750 Thermostatic Valve Specifications - Metric

3-Way Valves		PRINCIPAL DIMENSIONS UNITS - mm					Weight - kg	
MODEL NUMBER	CONNECTION SIZE	A	B	C	D	E	AL	B
*0752	1/2 NPT	116.8	83.8	58.4	45.7	53.3	0.6	1.6
*0752B	1/2 BSPT							
*0750	3/4 NPT							
*0750B	3/4 BSPT							
*0752A	1/2 BSPP	127.0	101.6	68.6	53.3	53.3	0.7	1.8
*0750A	3/4 BSPP							
*0750J8	SAE-8							
*0750J12	SAE-12							
*0750J16	SAE-16							

2-Way Valves		PRINCIPAL DIMENSIONS UNITS - mm					Weight - kg	
MODEL NUMBER	CONNECTION SIZE	A	B	C	D	E	AL	B
*0752JW	1/2 NPT	129.5	83.8	73.7	58.4	53.3	0.7	1.7
*0752JWB	1/2 BSPT							
*0750JW	3/4 NPT							
*0750JWB	3/4 BSPT							
*0752JWA	1/2 BSPP	129.5	101.6	76.2	58.4	53.3	0.7	1.8
*0750JWA	3/4 BSPP							
*0750JWJ8	SAE-8							
*0750JWJ12	SAE-12							
*0750JWJ16	SAE-16							

REPLACE * WITH BODY MATERIAL: AL= ALUMINUM, B= BRONZE (WEIGHTS ARE APPROXIMATE)



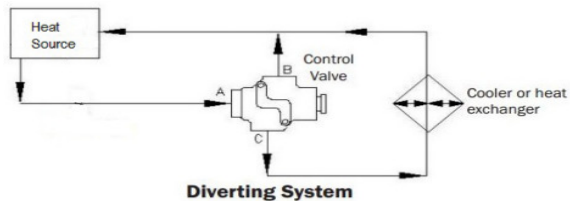
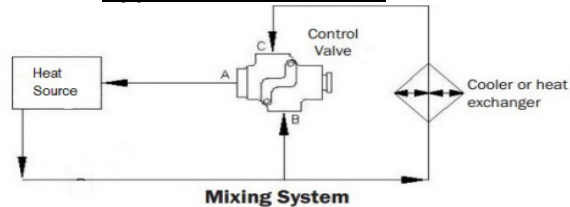
AL0750 SHOWN AS EXAMPLE

Pressure Ratings	
MATERIAL	bar
AL	24.1
B	24.1

Standard Service Kits	
MODEL	SEAL MATERIAL
0700-XXX	Buna-N
0700V-XXX	Viton
0700E-XXX	Neoprene

REPLACE XXX WITH
SET-POINT TEMPERATURE °F
(One thermostat per valve)

Application Schematics



Consult FPE representative for further information

www.FPEvalves.com

EUROPE, MIDDLE EAST,
AFRICA, ASIA + PACIFIC
+44 1733 206 678
emeap@FPEvalves.com

AMERICAS
+1 262 548 6220
americas@FPEvalves.com

CHINA
+86 0519 8158 0102
china@FPEvalves.com

Copyright 2017 FPE.